

A Practical Guide to 'Free-Energy' Devices

Overview

This eBook contains most of what I have learned about this subject after researching it for a number of years. I am not trying to sell you anything, nor am I trying to convince you of anything. When I started looking into this subject, there was very little useful information and any that was around was buried deep in incomprehensible patents and documents. My purpose here is to make it easier for you to locate and understand some of the relevant material now available. What you believe is up to yourself and is none of my business. Let me stress that almost all of the devices discussed in the following pages, are devices which I have not personally built and tested. It would take several lifetimes to do that and it would not be in any way a practical option. Consequently, although I believe everything said is fully accurate and correct, you should treat everything as being "hearsay" or opinion.

Some time ago, it was commonly believed that the world was flat and rested on the backs of four elephants and that when earthquakes shook the ground, it was the elephants getting restless. If you want to believe that, you are fully at liberty to do so, however, you can count me out as I don't believe that.

The Wright brothers were told that it was impossible for aeroplanes to fly because they were heavier than air. That was a commonly believed view. The Wright brothers watched birds flying and since, without question, birds are considerably heavier than air, it was clear that the commonly held view was plain wrong. Working from that realisation, they developed aeroplanes which flew perfectly well.

The years passed, and the technology started by the Wright brothers and their careful scientific measurements and well-reasoned theory, advanced to become the "science" of aeronautics. This science was used extensively to design and build very successful aircraft and "aeronautics" gained the aura of being a "law".

Unfortunately, somebody applied aeronautic calculations to the flight of bumblebees and discovered that according to aeronautics, bumblebees couldn't possibly fly as their wings could not generate enough lift to get them off the ground. This was a problem, as it was perfectly possible to watch bees flying in a very competent manner. So, the "laws" of aeronautics said that bees can't fly, but bees actually **do** fly.

Does that mean that the laws of aeronautics were no use? Certainly not - those "laws" had been used for years and proved their worth by producing excellent aircraft. What it did show was that the "laws" of aeronautics did not yet cover every case and needed to be extended to cover the way that bees fly, which is through lift generated by turbulent airflow.

It is **very** important to realise that what are described as scientific "laws" are just the best working theories at the present time and it is virtually certain that those "laws" will have to be upgraded and extended as further scientific observations are made and further facts discovered. Let's hope those four elephants don't get restless before we have a chance to learn a bit more!

Introduction

It should be stressed at this point, that this material is intended to provide you with information and only that. If you should decide, on the basis of what you read here, to build some device or other, you do so solely and entirely at your own risk and on your own responsibility. For example, if you build something in a heavy box and then drop it on your toe, then that is completely your own responsibility (you should learn to be more careful) and nobody other than yourself is in any way liable for your injury, or any loss of income caused while your toe is recovering. Let me amplify that by stating that I do not warrant that any device or system described in this document works as described, or in any other way, nor do I claim that any of the following information is useful in any way or that any device described is useful in any way or for any purpose whatsoever. Also, let me stress that I am not encouraging you to actually construct any device described here, and the fact that very detailed construction details are provided, must not be interpreted as my encouraging you to physically construct any device described in this document. You are welcome to consider this a work of fiction if you choose to do so.

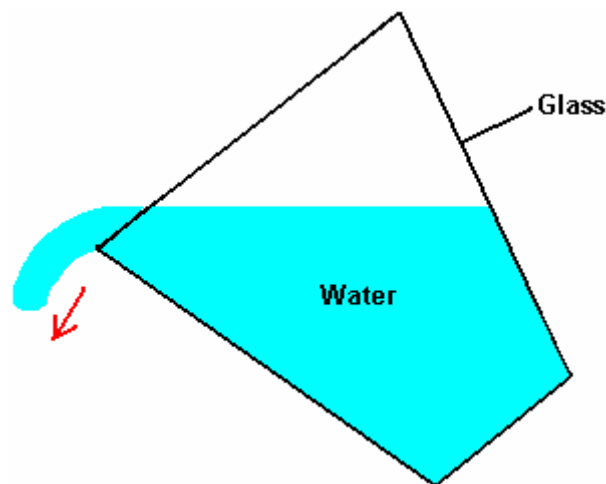
I apologise if this presentation seems very elementary, but the intention is to make each description as simple as possible so that everybody can understand it, including people whose native language is not English. If you are not familiar with the basic principles of electronics, then please read the simple step-by-step electronics tutorial in Chapter 12 which is intended to help complete beginners in the subject.

At this point in time - the early years of the twenty-first century - we have reached the point where we need to realise that some of the “laws” of science do not cover every case, and while they have been very useful in the past, they do need to be extended to cover some cases which have been left out until now.



For example, suppose a bank robber broke into a bank and stole all of the cash there. How much could he take? Answer: “every coin and every note”. The limit is the sum total of all cash in the building. This is what the “Law” of Conservation of Energy is all about. What it says is very simple – you can’t take out any more than there is there in the beginning. That seems pretty straightforward, doesn’t it?

As another example, consider a glass tumbler filled completely with water. Using common sense, tell me, how much water can be poured out of the glass? For the purposes of this illustration, please take it that temperature, pressure, gravity, etc. all remain constant for the duration of the experiment.

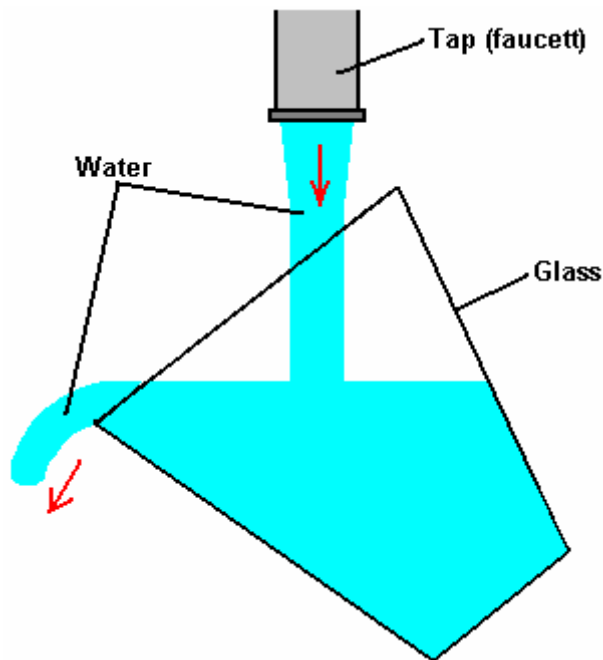


The answer is: “the exact volume contained inside the tumbler”. Agreed. This is what present day science says. To be strictly accurate, you will never be able to pour all of the water out as a small amount will remain, wetting the inside of the glass. Another way of putting this is to say that the “efficiency” of the pouring operation is not 100%. This is typical of life in general, where very few, if any, actions are 100% efficient.

So, are we agreed with current scientific thinking then – the maximum amount of water which can pour out of the tumbler is the total volume inside the tumbler? This seems simple and straightforward, doesn’t it? Science thinks so, and insists that this is the end of the story, and nothing else is possible. This arrangement is called a “closed system” as the only things being considered are the glass, the water and gravity.

Well, unfortunately for current scientific thinking, this is not the only possible situation and “closed systems” are almost unknown in the real world. Mostly, assumptions are made that the effects of anything else around will cancel out and add up to a net zero effect. This is a very convenient theory, but unfortunately it has no basis in reality.

Let’s fill our glass with water again and begin to pour it out again, but this time we position it underneath a source of flowing water:



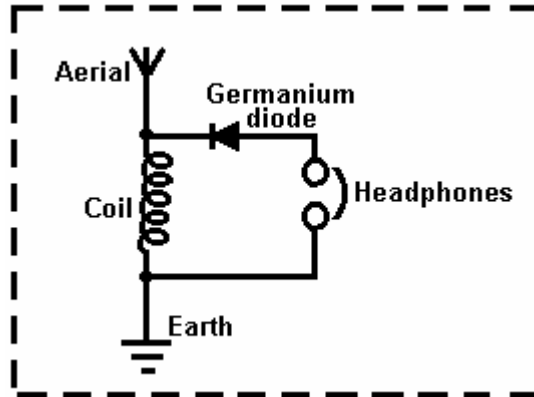
So, now, how much water can be poured out of the tumbler? Answer: “millions of times the volume of the tumbler”. But hang on a moment, haven’t we just said that the absolute limit of water poured from the tumbler has to be the volume inside the tumbler? Yes, that’s exactly what we said, and that is what current science teaching says. The bottom line here is that what current science says does in fact hold true for most of the time, but there are cases where the basic assumption of it being a “closed system” is just not true.

One popular misconception is that you can’t get more energy out of a system than you put into it. That is wrong, because the sentence was worded carefully. Let me say it again and this time, emphasise the key words: “**you** can’t get more energy out of a system than **you** put into it”. If that were true, then it would be impossible to sail a yacht all the way around the world without burning any fuel, and that has been done many times and none of the driving energy came from the crews. If it were true, then a grain mill driven by a waterwheel would not be able to produce flour as the miller certainly does not push the millstones around himself. If that were true, then nobody would build windmills, or construct solar panels, or tidal power stations.

What the statement should say is “more energy can’t be taken out of a system than is put into it or is already in it” and that is a very different statement. When sailing a yacht, the wind provides the driving force which makes the trip possible. Notice that, it is the environment providing the power and not the sailors. The wind arrived without them having to do anything about it, and a lot less than 100% of the wind energy reaching the yacht actually becomes forward thrust, contributing to the voyage. A good deal of the energy arriving at the yacht ends up stretching the rigging, creating a wake, producing noise, pushing the helmsman, etc. etc. This idea of no more energy coming out of a system than goes into it, is called “The Law of Conservation of Energy” and it is perfectly right, in spite of the fact that it gets people confused.

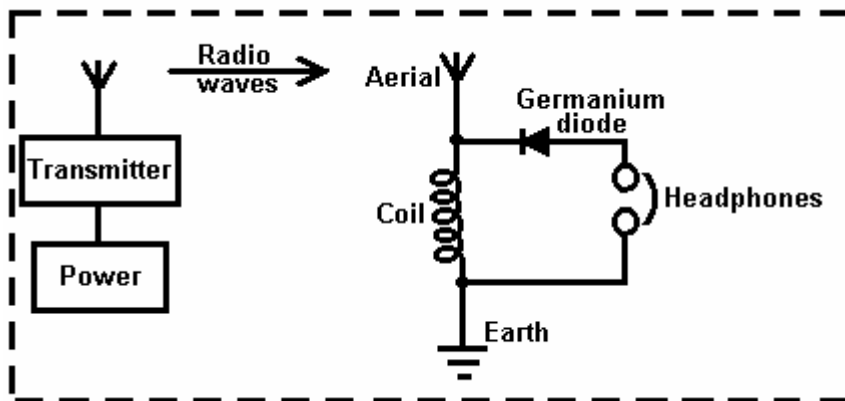
“Free-Energy Devices” or “Zero-Point Energy Devices” are the names applied to systems which appear to produce a higher output power than their input power. There is a strong tendency for people to state that such a system is not possible since it contravenes the Law of Conservation of Energy. It doesn’t. If it did, and any such system was shown to work, then the “Law” would have to be modified to include the newly observed fact. No such change is necessary, it merely depends on your point of view.

For example, consider a crystal set radio receiver:



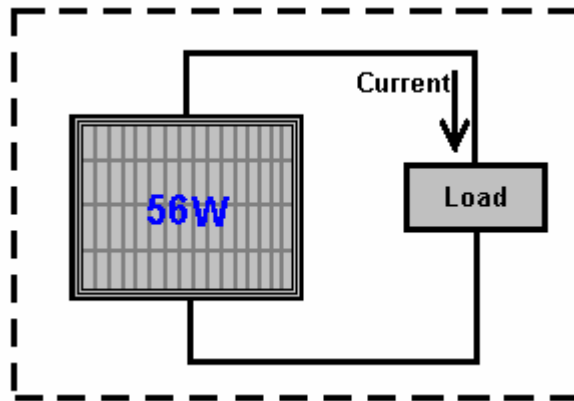
Looking at this in isolation, we appear to have a free-energy system which contradicts the Law of Conservation of Energy. It doesn't, of course, but if you do not view the whole picture, you see a device which has only passive components and yet which (when the coil is of the correct size) causes the headphones to generate vibrations which reproduce recognisable speech and music. This looks like a system which has no energy input and yet which produces an energy output. Considered in isolation, this would be a serious problem for the Law of Conservation of Energy, but when examined from a common sense point of view, it is no problem at all.

The whole picture is:

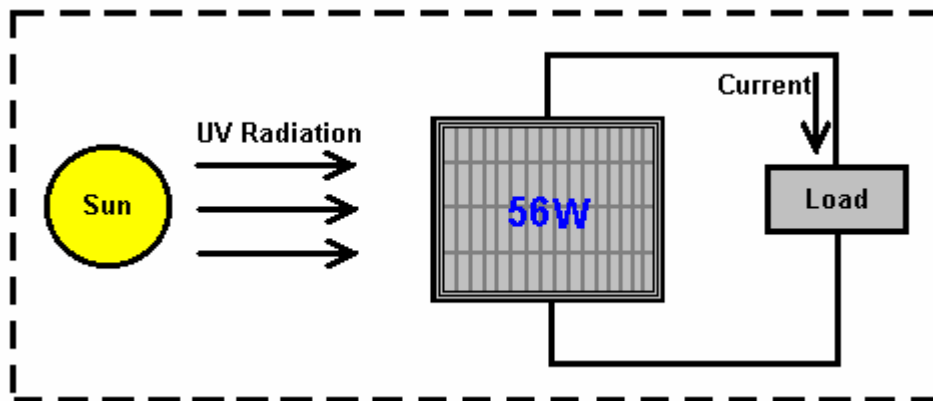


Power is supplied to a nearby transmitter which generates radio waves which in turn, induce a small voltage in the aerial of the crystal set, which in turn, powers the headphones. The power in the headphones is far, far less than the power taken to drive the transmitter. There is most definitely, no conflict with the Law of Conservation of Energy. However, there is a quantity called the "Coefficient Of Performance" or "COP" for short. This is defined as the amount of power coming out of a system, divided by the amount of power that **the operator** has to put into that system to make it work. In the example above, while the **efficiency** of the crystal set radio is well below 100%, the **COP** is greater than 1. This is because the owner of the crystal radio set does not have to supply any power at all to make it work, and yet it outputs power in the form of sound. As the input power from the user, needed to make it work is zero, and the COP value is calculated by dividing the output power by this zero input power, the COP is actually infinity. **Efficiency** and **COP** are two different things. Efficiency can never exceed 100% and almost never gets anywhere near 100% due to the losses suffered by any practical system.

As another example, consider an electrical solar panel:



Again, viewed in isolation, this looks like (and actually is) a Free-Energy device if it is set up out of doors in daylight, as current is supplied to the load (radio, battery, fan, pump, or whatever) without the user providing any input power. Again, Power Out with no Power In. Try it in darkness and you find a different result because the whole picture is:



The energy which powers the solar panel comes from the sun.. Only some 17% of the energy reaching the solar panel is converted to electrical current. This is most definitely not a contravention of the Law of Conservation of Energy. This needs to be explained in greater detail. The Law of Conservation of Energy applies to closed systems, and only to closed systems. If there is energy coming in from the environment, then the Law of Conservation of Energy just does not apply, unless you take into account the energy entering the system from outside.

People sometimes speak of "over-unity" when talking about the efficiency of a system. From the point of efficiency, there is no such thing as "over-unity" as that would mean that more power was coming out of the system than the amount of power entering the system. Our trusty bank robber mentioned above would have to take out of the bank vault, more money than was actually in it, and that is a physical impossibility. There are always some losses in all practical systems, so the efficiency is always less than 100% of the power entering the system. In other words, the efficiency of any practical system is always under unity.

However, it is perfectly possible to have a system which has a greater power output than the power input which **we** have to put into it to make it work. Take the solar panel mentioned above. It has a terribly low efficiency of about 17%, **but**, we don't have to supply it with any power to make it work. Consequently, when it is in sunlight, it's Coefficient Of Performance ("COP") is it's output power (say, 50 watts) divided by the input power needed to make it work (zero watts) which is infinity. So, our humble, well-known solar panel has terrible efficiency of 17% but at the same time it has a COP of infinity.

It is now generally accepted that "Dark Matter" and "Dark Energy" form more than 80% of our universe. There is nothing sinister about the adjective "Dark" as in this context, it merely means that we cannot see it. There are many useful things which we utilise, which we can't see, for example, radio waves, TV signals, magnetism, gravity, x-rays, etc. etc.

The actual situation is, that we are sitting in a vast field of energy which we can't see. This is the equivalent of the situation for the crystal set shown above, except that the energy field we are in is very, very much more powerful than the radio waves from a radio transmitter. The problem is, how to tap the energy which is freely available all around us, and get it to do useful work for us. It can definitely be done, but it is not easy to do.

Some people think that we will never be able to access this energy. Not very long ago, it was widely believed that nobody could ride a bicycle faster than 15 miles per hour because the wind pressure on the face of the rider would suffocate him. Today, many people cycle much faster than this without suffocating - why? - because the original negative opinion was wrong.

Not very long ago, it was thought that metal aircraft would never be able to fly because metal is so much heavier than air. Today, aircraft weighing hundreds of tons fly on a daily basis. Why? - because the original negative opinion was not correct.

It is probably worth while, at this point, to explain the basics of Zero-Point Energy. The experts in Quantum Mechanics refer to how the universe operates as "Quantum Foam". Every cubic centimetre of "empty" space is seething with energy, so much in fact, that if it were converted using Oliver Heaviside's equation (made famous by Albert Einstein) $E = mC^2$ (that is Energy = Mass multiplied by a very big number), then it would produce as much matter as can be seen by the most powerful telescope. There is actually nothing "empty" about space. So why can't we see anything there? Well, you can't actually see energy. All right then, why can't you measure the energy there? Well, two reasons actually, firstly, we have never managed to design an instrument which can measure this energy, and secondly, the energy is changing direction incredibly rapidly, billions and billions and billions of times each second.

There is so much energy there, that particles of matter just pop into existence and then pop back out again. Half of these particles have a positive charge and half of them have a negative charge, and as they are evenly spread out in three-dimensional space, the overall average voltage is zero. So, if the voltage is zero, what use is that as a source of energy? The answer to that is "none" if you leave it in it's natural state. However, it is possible to change the random nature of this energy and convert it into a source of unlimited, everlasting power which can be used for all of the things we use mains electricity for today - powering motors, lights, heaters, fans, pumps, ... you name it, the power is there for the taking.

So, how do you alter the natural state of the energy in our environment? Actually, quite easily. All that is needed is a positive charge and a negative charge, reasonably near each other. A battery will do the trick, as will a generator, as will an aerial and earth, as will an electrostatic device like a Wimshurst machine. When you generate a **Plus** and a **Minus**, the quantum foam is affected. Now, instead of entirely random plus and minus charged particles appearing everywhere, the **Plus** which you created gets surrounded by a sphere of minus charge particles popping into existence all around it. Also, the **Minus** which you created, gets surrounded by a spherical-shaped cloud of plus-charge particles popping into existence all around it. The technical term for this situation is "**broken symmetry**" which is just a fancy way of saying that the charge distribution of the quantum foam is no longer evenly distributed or "symmetrical". In passing, the fancy technical name for your **Plus** and **Minus** near each other, is a "**dipole**" which is just a techno-babble way of saying "two poles: a plus and a minus" - isn't jargon wonderful?

So, just to get it straight in your mind, when you make a battery, the chemical action inside the battery creates a Plus terminal and a Minus terminal. Those poles actually distort the universe around your battery, and causes vast streams of energy to radiate out in every direction from each pole of the battery. Why doesn't the battery run down? Because the energy is flowing from the environment and not from the battery. If you were taught basic physics or electrical theory, you will probably have been told that the battery used to power any circuit, supplies a stream of electrons which flows around the circuit. Sorry Chief - it just ain't like that at all. What really happens is that the battery forms a "dipole" which nudges the local environment into an unbalanced state which pours out energy in every direction, and some of that energy from the environment flows around the circuit attached to the battery. The energy does **not** come from the battery.

Well then, why does the battery run down, if no energy is being drawn from it to power the circuit? Ah, that is the really silly thing that we do. We create a closed-loop circuit (because that's what we have always done) where the current flows around the circuit, reaches the other battery terminal and immediately destroys the battery's "dipole". Everything stops dead in it's tracks. The environment becomes symmetrical again, the massive amount of readily available free-energy just disappears and you are back to where you started from. **But**, do not despair, our trusty battery immediately creates the Plus and Minus terminals again and the process starts all over again. This happens so rapidly that we don't see the breaks in the operation of the circuit and it is the continual recreation of the dipole which causes the battery to run down and lose it's power. Let me say it again, the battery

does **not** supply the current that powers the circuit, it never has and it never will - the current flows into the circuit from the surrounding environment.

What we really need, is a method of pulling off the power flowing in from the environment, without continually destroying the dipole which pushes the environment into supplying the power. That is the tricky bit, but it has been done. If you can do that, then you tap into an unlimited stream of inexhaustible energy, with no need to provide any input energy to keep the flow of energy going. In passing, if you want to check out the details of all of this, Lee and Yang were awarded the Nobel Prize for Physics in 1957 for this theory which was proved by experiment in that same year. This eBook includes circuits and devices which manage to tap this energy successfully.

Today, many people have managed to tap this energy but very few commercial devices are readily available for home use. The reason for this is human rather than technical. More than 10,000 Americans have produced devices or ideas for devices but none have reached commercial production due to opposition from influential people who do not want such devices freely available. One technique is to classify a device as "essential to US National Security". If that is done, then the developer is prevented from speaking to anyone about the device, even if he has a patent. He cannot produce or sell the device even though he invented it. Consequently, you will find many patents for perfectly workable devices if you were to put in the time and effort to locate them, though most of these patents never see the light of day, having been taken for their own use, by the people issuing these bogus "National Security" classifications.

If you feel that this opposition to free-energy and related technology is a figment of my imagination and that the people who state that more than 40,000 free-energy device patents have already been suppressed, then please consider this extract from a 2006 reminder to Patent Office staff in America to single out all patents which have to do with free-energy and any related subjects and take those patent applications to their supervisor to be dealt with differently to all other patent applications:

B. Subject matter of special interest in TC 2800

- 1. Perpetual motion machines; classes 310 and 290**
- 2. Anti-gravity devices**
- 3. Room temperature superconductivity; class 310**
- 4. Free energy – Tachyons, etc.**
- 5. Gain-Assisted Superluminal Light Propagation (faster than the speed of light); class 702, 359**
- 6. Other matters that violate the general laws of physics; classes 73, 290.**
- 7. Applications containing claims to subject matter which, if issued, would generate unfavorable publicity for the USPTO, class 84, 702.**
- 8. Reexamination proceedings involving patents in litigation and:
The court decision/verdict is subject to review by the Supreme Court
The court decision includes high monetary awards
The technology and companies involved would likely generate high publicity**

Here "USPTO" is the United States Patent and Trademark Office, which is a privately owned commercial company run to make money for it's owners.

The purpose of this eBook is to present the facts about some of these devices and more importantly, where possible, explain the background details of why and how systems of that type function. As has been said before, it is not the aim of this book to convince you of anything, just to present you with some of the facts which are not that easy to find, so that you can make up your own mind on the subject.

The science taught in schools, colleges and universities at this time, is well out of date and in serious need of being brought up to date. This has not happened for some time now as people who make massive financial profits have made it their business to prevent any significant advance for many years now. However, the internet and free sharing of information through it, is making things very difficult for them. What is it that they don't want you to know? Well, how about the fact that you don't have to burn a fuel to get power? Shocking, isn't it !! Does it sound a bit mad to you? Well, stick around and start doing some thinking.

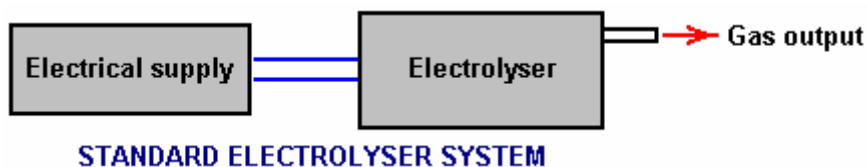
Suppose you were to cover a boat with lots of solar panels which were used to charge a large bank of batteries inside the boat. And if those batteries were used to operate electric motors turning propellers which drive the boat along. If it is sunny weather, how far could you go? As far as the boat can travel while the sun is up and if the battery bank is large, probably most of the night as well. At sun-up on the next day, you can continue your journey. Oceans have been crossed doing this. How much fuel is burned to power the boat? None !! Absolutely none at all. And yet, it is a fixed idea that you have to burn a fuel to get power.

Yes, certainly, you can get power from the chemical reaction of burning a fuel - after all, we pour fuel into the tanks of vehicles "to make them go" and we burn oil in the central heating systems of buildings. But the big question is: "Do we have to?" and the answer is "No". So why do we do it? Because there is no alternative at present. Why is there no alternative at present? Because the people making incredibly large financial profits from selling this fuel, have seen to it that no alternative is available. We have been the suckers in this con trick for decades now, and it is time for us to snap out of it. Let's have a look at some of the basic facts:

Let me start by presenting some of the facts about electrolysis. The electrolysis of water is performed by passing an electric current through the water, causing it to break up into hydrogen gas and oxygen gas. This process was examined in minute detail by Michael Faraday who determined the most energy efficient possible conditions for electrolysis of water. Faraday determined the amount of electric current needed to break the water apart, and his findings are accepted as a scientific standard for the process.

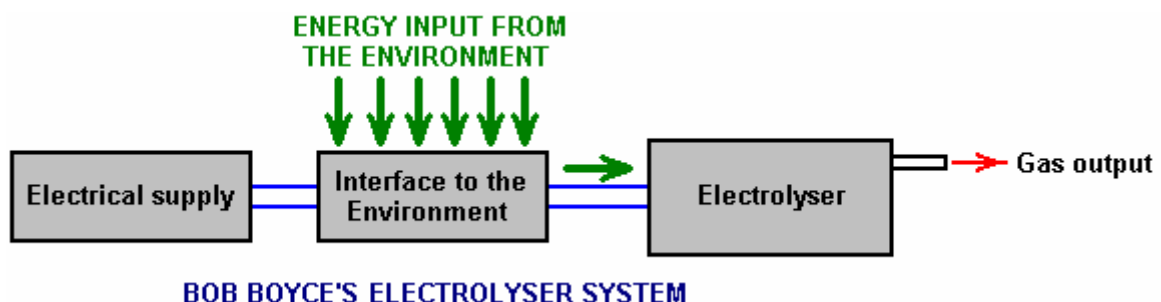
We now bump into a problem which scientists are desperate to ignore or deny, as they have the mistaken idea that it contradicts the Law of Conservation of Energy – which, of course, it doesn't. The problem is an electrolyser design by Bob Boyce of America which appears to have an efficiency twelve times greater than Faraday's maximum possible gas production. This is a terrible heresy in the scientific arena and it gets the average "by the book" scientist very up-tight and flustered. There is no need for this worry. The Law of Conservation of Energy remains intact and Faraday's results are not challenged. However, an explanation is called for.

To start with, let me show the arrangement for a standard electrolyser system:



Here, current is supplied to the electrolyser by the electrical supply. The current flow causes breakdown of the water contained in the electrolyser, resulting in the amount of gas predicted by Faraday (or less if the electrolyser is not well designed and accurately built).

Bob Boyce, who is an exceptionally intelligent, perceptive and able man, has developed a system which performs the electrolysis of water using power drawn from the environment. To a quick glance, Bob's design looks pretty much like a high-grade electrolyser (which it is) but it is a good deal more than that. The practical construction and operational details of Bob's design are shown in <http://www.free-energy-info.tuks.nl/D9.pdf>, but for here, let us just consider the operation of his system in very broad outline:



The very important distinction here is that the power flowing into the electrolyser and causing the water to break down and produce the gas output, is coming almost exclusively from the environment and **not** from the electrical supply. The main function of Bob's electrical supply is to power the device which draws energy in from the environment. Consequently, if you assume that the current supplied by the electrical supply is the whole of the power driving the electrolyser, then you have a real problem, because, when properly built and finely tuned, Bob's electrolyser produces up to 1,200% of Faraday's maximum efficiency production rate.

This is an illusion. Yes, the electrical input is exactly as measured. Yes, the gas output is exactly as measured. Yes, the gas output is twelve times the Faraday maximum. But Faraday's work and the Law of Conservation of Energy are not challenged in any way **because** the electrical current measured is used primarily to power the interface to the environment and nearly all of the energy used in the electrolysis process flows in from the local environment and is not measured. What we can reasonably deduce is that the energy inflow from the environment is probably about twelve times the amount of power drawn from the electrical supply.

At this point in time, we do not have any equipment which can measure this environmental energy. We are in the same position as people were with electrical current five hundred years ago – there was just no equipment around which could be used to make the measurement. That, of course, does not mean that electrical current did not exist at that time, just that we had not developed any equipment capable of performing measurement of that current. Today, we know that this environmental energy exists because we can see the effects it causes such as running Bob's electrolyser, charging batteries, etc. but we can't measure it directly because it vibrates at right-angles to the direction that electrical current vibrates in. Electrical current is said to vibrate "transversely" while this zero-point energy vibrates "longitudinally", and so has no effect on instruments which respond transversely such as ammeters, voltmeters, etc.

Bob Boyce's 101-plate electrolyser produces anything up to 100 litres of gas per minute, and that rate of production is able to power internal combustion engines of low capacity. The vehicle alternator is perfectly capable of powering Bob's system, so the result is a vehicle which appears to run with water as the only fuel. This is not the case, nor is it correct to say that the engine is powered by the gas produced. Yes, it does utilise that gas when running, but the power running the vehicle is coming directly from the environment as an inexhaustible supply. In the same way, a steam engine does not run on water. Yes, it does utilise water in the process, but the power that runs a steam engine comes from burning the coal and not from the water.

The Basics of "Free-Energy":

This beginner's introduction presumes that you have never heard of free-energy before and would like an outline sketch of what it is all about, so let's begin at the beginning.

We tend to have the impression that people who lived a long time ago were not as clever as we are - after all, we have television, computers, mobile phones, games consoles, aeroplanes, But, and it is a big "but", the reason why they did not have those things is because science had not advanced far enough for those things to become possible. That did **not** mean that the people who lived before us were any less clever than we are.

For example, could you, personally, come up with an accurate calculation of the circumference of the Earth? This has to be without prior knowledge, no satellites, no astronomical information, no calculators, no computers and no experts to guide you. Eratosthenes did by observing the shadows in two wells some 800 kilometres apart. When was that? More than two thousand years ago.

You have probably heard of the geometry of Pythagoras who lived hundreds of years before Eratosthenes, and that geometry is still used in remote areas to lay out the foundations for new buildings. You have probably heard of Archimedes who worked out why things float. He lived more than two thousand years ago. So, how do those people stack up against you and me? Were they stupid people?

This is quite an important point because it demonstrates that the body of scientific information enables many things which were not thought possible in earlier times. This effect is not restricted to centuries ago. Take the year 1900. My father was a youngster then, so it is not all that long ago. It would be another three years before Orville and Wilbur Wright made their first 'heavier-than-air' flight, so there no aircraft around in 1900. There were no radio stations and most definitely, no television stations, nor would you have found a telephone inside a house. The only serious forms of information were books and periodicals or teaching establishments which relied on the knowledge of the teachers. There were no cars and the fastest form of transport for the average person was on a galloping horse.

Today, it is difficult to grasp what things were like not all that long ago, but come closer in time and look back just fifty years. Then, people researching in scientific fields had to design and build their own instruments before they ever got to experimenting in their chosen fields of knowledge. They were instrument makers, glass-blowers, metal workers, etc. as well as being scientific researchers. Nowadays there are measuring instruments of all

kinds for sale ready-made. We have silicon semiconductors which they didn't have, integrated circuits, computers, etc. etc.

The important point here is the fact that advances in scientific theory have made possible many things which would have been considered quite ridiculous notions in my father's time. However, we need to stop thinking as if we already know everything there is to know and that nothing which we think of as "impossible !!" could ever happen. Let me try to illustrate this by remarking on just a few things which as recently as the year 1900 would have marked you out as a "lunatic crank", things which we take for granted today because, and only because, we are now familiar with the science behind each of these things.

Certainties in the year 1900



A metal aeroplane weighing 350 tons couldn't possibly fly - everyone knows that !!



You couldn't possibly watch someone who is a thousand miles away - talk sense !!



No ! Of course you can't speak to somebody who lives in a different country unless you visit them !



The fastest way to travel is on a galloping horse.



A machine could never beat a man at chess - be realistic !

Today, we know that these things are not just possible, but we take them for granted. We have a mobile phone in our pocket and could easily use it to talk to friends in other countries almost anywhere in the world. It would seem very strange if we could not do that any more.

We each have a television and can watch, say, a golf tournament taking place at the other side of the world. We watch in real time, seeing the result of each stroke almost as soon as the golfer does himself. Even suggesting that such a thing was possible might have got you burnt at the stake for witchcraft, not all that long ago, but not having television would seem a very strange situation for us today.

If we see a 350 ton metal Boeing 747 aircraft flying past, we would not think it to be strange in any way, let alone think it was "impossible". It is routine, casual travel at 500 mph, a speed which would have been considered to be a fantasy when my father was young. The fact that the aircraft is so heavy, is of no concern to us as we know that it will fly, and does so, routinely, every day of the year.

We take for granted, a computer which can do a million things in one second. Today, we have lost the understanding of how big "a million" is, and we know that most people are likely to lose a game of chess if they play against a computer, even a cheap chess computer.

What we need to understand is that our present scientific knowledge is far from being comprehensive and there is still a very large amount to be learned, and that things which the average person today would consider "impossible" are quite liable to be casually routine day-to-day devices in just a few years time. This is **not** because we are stupid but instead it is because our current science still has a long way to go.

The objective of this website (<http://www.free-energy-info.tuks.nl>) is to explain some of the things which current science is not teaching at the present time. Ideally, we want a device which will power our homes and cars without the need to burn a fuel of any kind. Before you get the idea that this is some new and wild idea, please remember that windmills have been pumping water, milling grain, lifting heavy loads and generating electricity for a very long time now. Water wheels have been doing similar work for a very long time and both of these devices are fuel-less.

The energy which powers windmills and water wheels comes to us via our Sun which heats air and water, causing wind and rain, feeding power to our devices. The energy flows in from our local environment, costs us nothing and will keep on coming whether we make use of it or not.

Most of the pictures of wind generators and water wheels which you will see, show devices which would take a large amount of money to set up. The title of this eBook is "The Practical Guide to Free-Energy Devices" and the word "practical" is intended to indicate that most of the things spoken about are things which you, personally, have a reasonable chance of constructing for yourself if you decide to do so. However, while in chapter 14 there are instructions for building your own wind-powered electrical generator from scratch, pumping water uphill without using a fuel and utilising wave power at low cost, these things are subject to the weather. So, because of this, the main subject is the next generation of commercial devices, devices which do not need a fuel in order to function and power our homes and vehicles, devices which operate no matter what the weather is doing.

Perhaps I should remark at this point, that the commercial introduction of this new wave of hi-tech devices is being actively opposed by people who will lose a very large stream of revenue when it does eventually happen, as it most certainly will. For example, Shell BP which is a typical oil company, makes about US \$3,000,000 profit per hour, every hour of every day of every year, and there are dozens of oil companies. The government makes even more than that out of the operation, with 85% of the sale price of oil in the UK being government tax. No matter what they say, (and they both do like to talk "green" in order to gain popularity), neither would ever for a single moment, consider allowing the introduction of fuel-less power devices, and they have the financial muscle to oppose this new technology at every possible level.

For example, some years ago Cal-Tech in the USA spent millions proving that on board fuel reformers for vehicles would give us all better fuel economy and cleaner air. They did long-term testing on buses and cars to provide proof. They teamed up with the very large auto-parts supplier Arvin Meritor to put these new devices in production vehicles. Then "One Equity Partners" bought out Arvin Meritor's division that did all the final work to get fuel reformers put into all new vehicles. They created a new company, EMCON Technologies, and that company dropped the fuel reformer from their product line, not because it did not work, but because it **did** work. This is not "conspiracy theory" but a matter of public record.

Some years ago, Stanley Meyer, a very talented man living in America, found a very energy-efficient way of breaking water into a mixture of hydrogen gas and oxygen gas. He pushed on further and found that a vehicle engine could be run on quite a small amount of this "HHO" gas if it was mixed with air, water droplets and some of the exhaust gas coming from the engine. He got funding to allow him to start manufacturing retro-fit kits which would allow any car to run on water alone and not use any fossil fuel at all. You can imagine how popular that

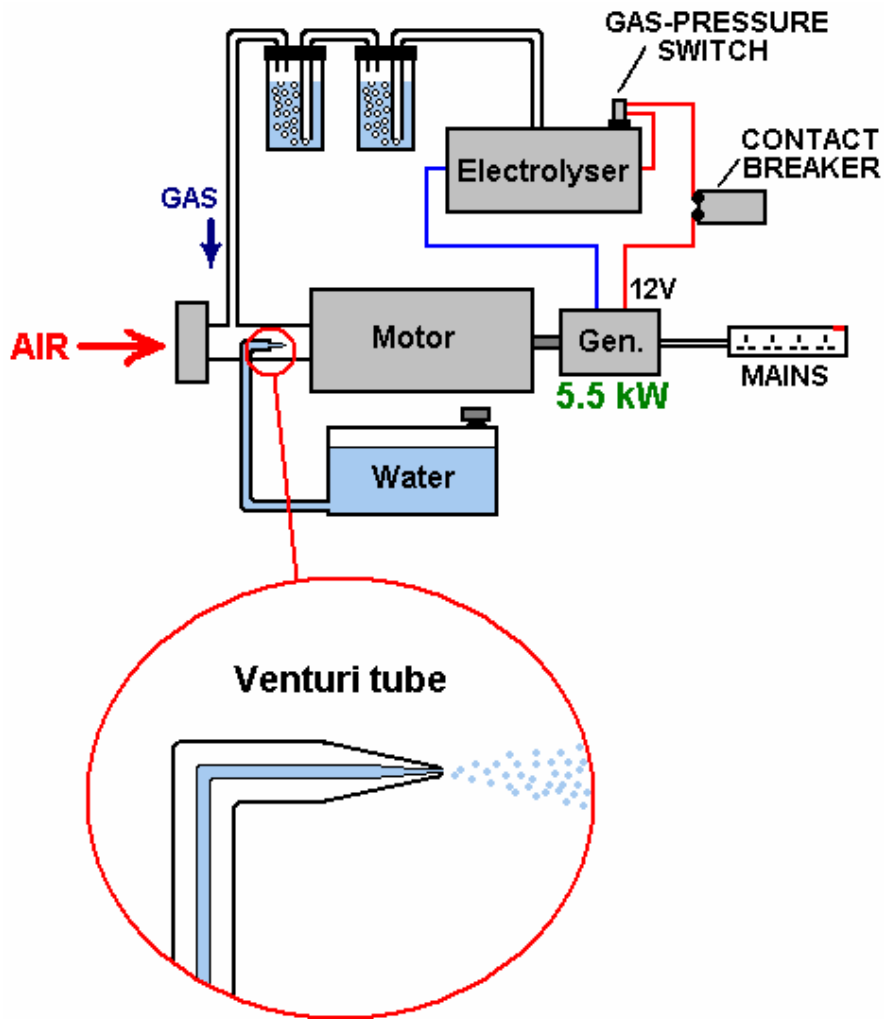
would have been with the oil companies and the government. Just after getting his funding, Stan was eating a meal at a restaurant when he jumped up, said "I've been poisoned !", rushed out into the car park and died on the spot. If Stan was mistaken, and he died of 'natural causes', then it was remarkably convenient timing for the oil companies and the government, and his retro-fit kits were never manufactured.

Even though Stan left behind many patents on the subject, until recently nobody managed to replicate his very low-power electrolyser, then Dave Lawton in Wales achieved the feat and many people have since replicated it by following Dave's instructions. More difficult still is getting an engine to run on no fossil fuel as Stan did, but recently, three men in the UK achieved just that by getting a standard petrol-engined electrical generator to run with water as the only fuel. Interestingly, this is not something which they want to pursue as they have other areas which appeal more to them. Consequently, they have no objections to sharing the practical information on what they did and the details are in chapter 10.

In very brief outline, they took a standard 5.5 kilowatt generator and delayed the spark timing, suppressed the 'waste' spark and fed the engine a mix of air, water droplets and just a small amount of HHO gas (which they measured at a flow rate of just three litres per minute). They test-loaded the generator with four kilowatts of electrical equipment to confirm that it worked well under load, and then moved on to a larger engine. This is the general style of generator which they used:



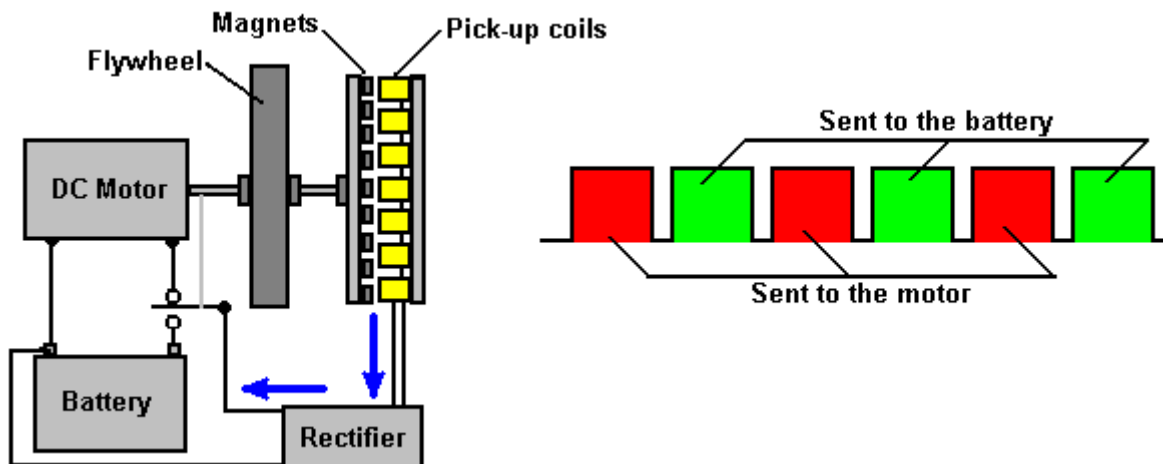
And their arrangement for running it without petrol, is shown in outline here, the full details being in chapter 10, including how to make your own high-performance electrolyser:



Conventional science says that it can prove mathematically that it is quite impossible to do this. However, the calculation is massively flawed in that it is not based on what is actually happening and worse still, it makes initial assumptions which are just plain wrong. Even if we were not aware of these calculations, the fact that it has been done is quite enough to show that the current engineering theory is out of date and needs to be upgraded.

In passing, it might be remarked that an isolated, almost self-sufficient commune in Australia has been supplying their electrical needs by running ordinary electrical generators on water as the only (apparent) fuel for many years now.

However, let us now consider a device built by John Bedini, another talented man in America. He built a battery-powered motor with a flywheel on the shaft of the motor. This, of course, does not sound like startling stuff, but the crunch is that this motor ran in his workshop for more than three years, keeping its battery fully charged during that time - now that **is** startling. The arrangement is like this:




What makes this arrangement different from a standard set-up is that the battery powered motor is not connected directly to the battery but instead is fed with a rapid series of DC pulses. This has two effects. Firstly, that method of driving a motor is very efficient electrically speaking and secondly, when a flywheel is driven with a series of pulses, it picks up additional energy from the local environment.

One other unusual feature is the way that the motor shaft spins a disc with permanent magnets mounted on it. These sweep past a matching set of coils attached to a stationary board, forming an ordinary electrical generator and the resulting electrical power which is generated is converted to DC current and fed back to the driving battery, charging it and maintaining its voltage.

Standard theory says that a system like this has to be less than 100% efficient because the DC motor is less than 100% efficient (true) and the battery is only about 50% efficient (true). Therefore, the conclusion is that the system cannot possibly work (false). What is not understood by conventional science is that the pulsed flywheel draws in additional energy from the local environment, showing that conventional science theory is inadequate and out of date and needs to be upgraded, after all, this is not a 'closed system'.

An American called Jim Watson built a much larger version of John's system, a version which was twenty feet (6 meters) long. Jim's version not only powered itself, but generated 12 kilowatts of excess electrical power. That extra 12 kilowatts of power must be a considerable embarrassment for conventional science and so they will either ignore it, or deny that it ever existed, in spite of the fact that it was demonstrated at a public seminar. This is what Jim's device looked like:



Working quite independently, an Australian called Chas Campbell, discovered the same effect. He found that if he used an AC motor plugged into the mains to drive a flywheel which in turn drove an ordinary generator, that it was possible to get a greater power output from the generator than the amount needed to drive the motor.



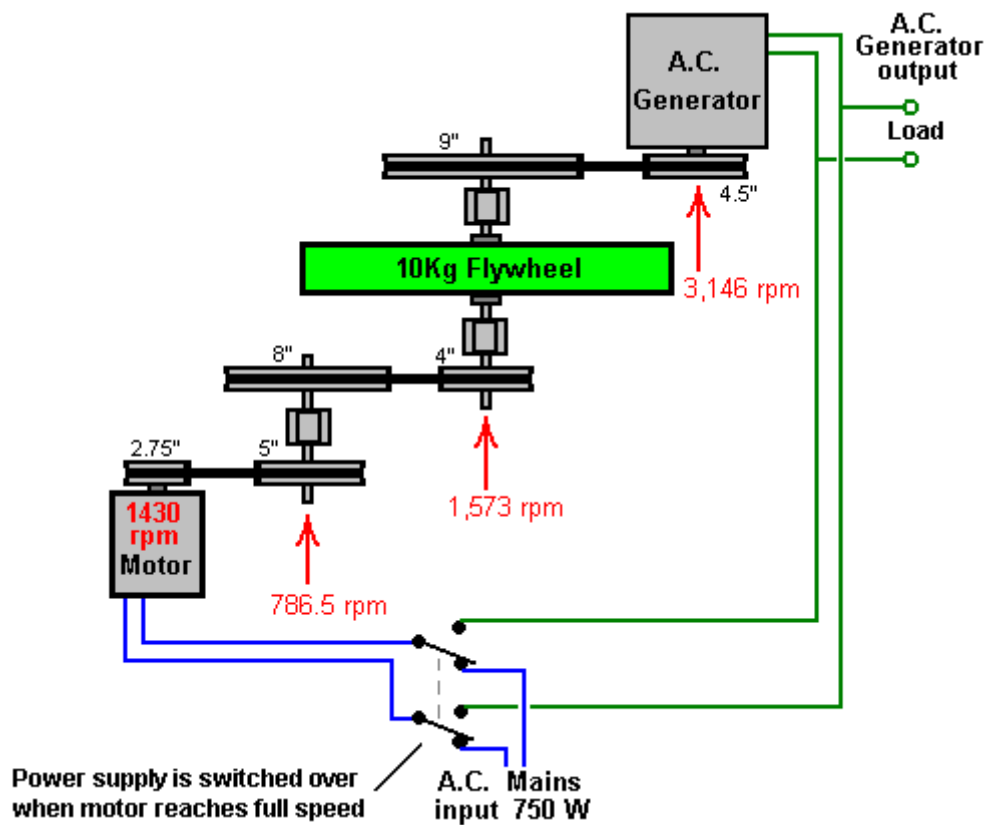
Chas used his motor to drive a series of shafts, one of which has a heavy flywheel mounted on it, like this:



The final shaft drives a standard electrical generator and Chas found that he could power electrical equipment from that generator, electrical mains equipment which required greater current than his mains-driven motor did.

Chas then took it one stage further and when the system was running at full speed, he switched his mains motor over from the wall socket to his own generator. The system continued to run, powering itself and driving other equipment as well.

Conventional science says that this is impossible, which just goes to show that conventional science is out of date and needs to be upgraded to cover systems like this where excess energy is flowing in from the local environment. Here is a diagram of how Chas Campbell's system is set up:



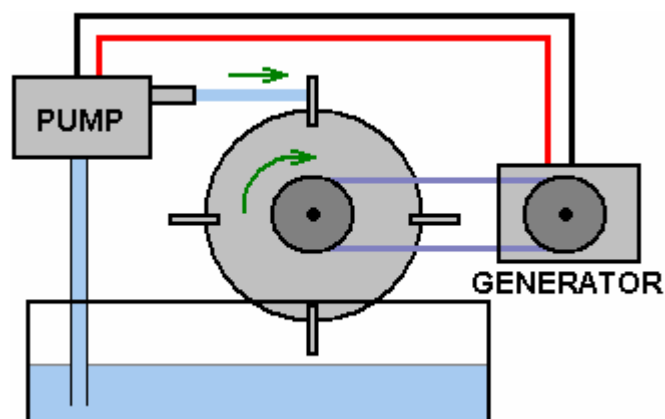
James Hardy has put a video on the web, showing a variation of this same principle. In his case, the flywheel is very light and has simple paddles attached around the rim of the wheel:



He then aims a powerful jet of water from a high-powered water pump, directly at the paddles, driving the wheel round with a rapid series of pulses. The shaft, on which the wheel is mounted, drives a standard electrical generator which lights an ordinary light bulb:



The really interesting part comes next, because he then unplugs the electrical supply to the water pump and switches it over to the generator which the wheel is driving. The result is that the pump powers itself and provides excess electricity which can be used to power other electrical equipment. The arrangement is like this:



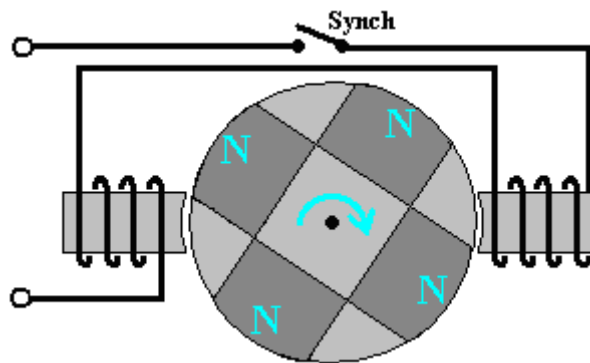
Once again, conventional science says that this is impossible, which in turn, demonstrates that conventional science is out of date and needs to be expanded to include these observed facts.

Permanent Magnets provide continuous power. This is because the poles of the magnet form a dipole, unbalancing the zero-point energy field near the magnet, and causing a continuous flow of energy which we call "lines of magnetic force". This should be obvious as a magnet can support its own weight on the vertical face of a

refrigerator, for years on end. Conventional science says that permanent magnets can't be used as a source of power. However, the reality is that conventional science just doesn't know the techniques necessary for extracting that power. The lines of magnetic flow around any magnet are symmetrical and in order for a magnet to provide a useful directional force, it is necessary to arrange magnets in such a way that their combined magnetic field is no longer symmetrical. Doing that is not easy, but there are many alternative methods. Magnets are attracted to iron and that principle along with several other techniques have been successfully use by the New Zealander, **Robert Adams** who produced a motor which is, typically, at least 800% efficient. This, of course, is impossible according to conventional science. Robert was told that if he shared the information, he would be killed. He decided that at his age of seventy, being killed was not a major thing, so he went ahead and published all the details.

Present day motors driven by electricity are always less than 100% efficient as they are deliberately wound in a symmetrical way in order to make them inefficient. The Adams motor looks like a motor driven by electrical pulses, but it is **not**. The motor power comes from the permanent magnets mounted on the rotor and not from an electrical pulse applied to the electromagnets attached to the stator. The magnets are attracted to the metal cores of the stationary electromagnets. This provides the driving power of the motor. The electromagnets are then powered just enough to overcome the backwards drag of the magnets when they have just passed by the cores of the electromagnets.

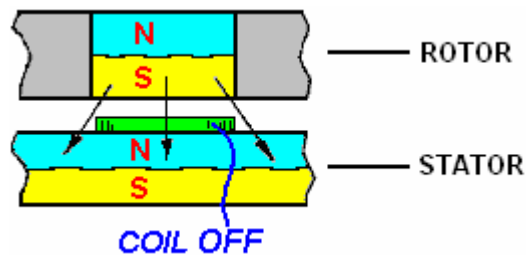
The system works like this:



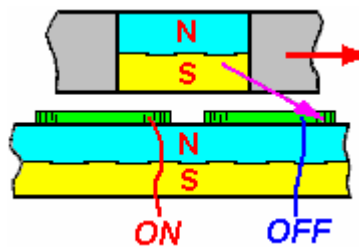
1. The magnets are attracted to the iron cores of the electromagnets, rotating the drive shaft and powering the motor.
2. The moving magnets generate electrical power in the windings of the electromagnets and this power is used to charge the driving battery.
3. When the permanent magnets reach the electromagnets, a small amount of electrical power is fed to the windings of the electromagnets in order to overcome any backward pull hindering the rotation of the drive shaft.
4. When that power supplied to the electromagnets is cut off, the Back EMF pulse is captured and used to charge the driving battery.
5. Although not shown in the diagram above, there are normally additional pick-up coils mounted round the rotor and if they are connected briefly at the right moment, they generate extra current and when they are switched off, their resulting reversed magnetic field also boosts the rotor on it's way, and that can raise the Coefficient Of Performance over 1000. One replication using this technique has an electrical input of 27 watts and a 32 kilowatt output.

When operated in this way, the Adams Motor has output power far in excess of the input power needed to make it run. The design confuses conventional science because conventional science refuses to accept the concept of energy flow into the motor, from the local environment. This is all the more strange, considering that windmills, water wheels, hydro-electric schemes, solar panels, wave-power systems, tidal power systems and geothermal energy systems are accepted and considered perfectly normal, in spite of the fact that they all operate on energy flowing in from the local environment. It is difficult to avoid the conclusion that vested interests are working hard to prevent conventional science accepting the fact that free-energy is all around us and there for the taking. Perhaps it is the case that they want us to go on paying for fuel to burn to "make" energy to power our homes and vehicles.

Another example of magnet power being used in the design of a powerful motor comes from **Charles Flynn**. He uses a similar method of electrical screening to prevent magnetic drag hindering the drive shaft rotation. Instead of using electromagnets, Charles uses permanent magnets on both the rotor and the stator, and a flat coil of wire to create the blocking fields:

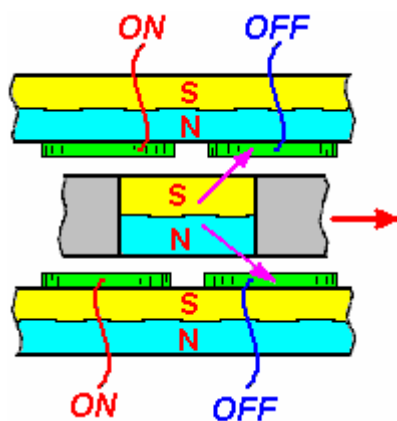


When the coil does not have current flowing through it, it does not produce a magnetic field and the South pole of the rotor magnet is attracted equally forwards and backwards by the North pole of the stator magnet. If there are two coils as shown below, and one is powered and the other is not powered, the backward pull is cancelled out and the forward pull causes the rotor to move forwards:

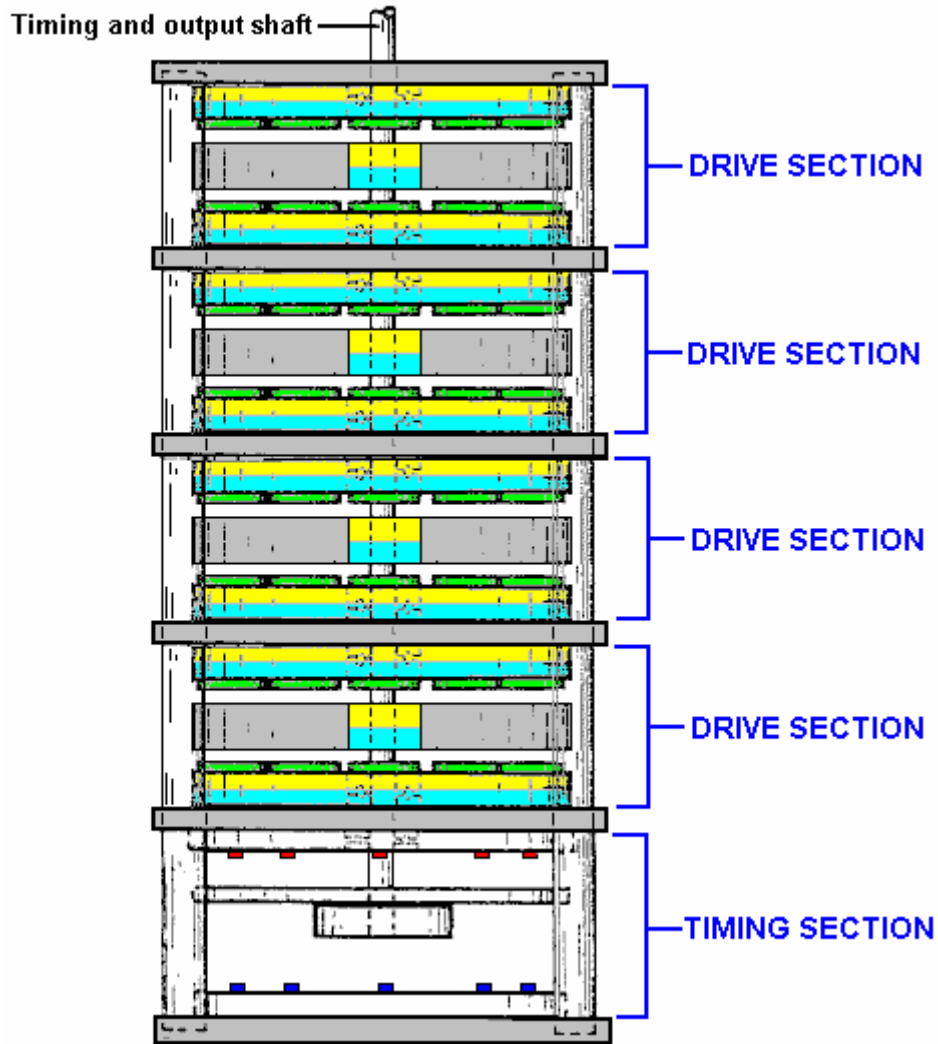


Conventional science takes a quick glance at this arrangement and proclaims that the motor efficiency has to be less than 100% because of the large electrical pulse needed to make the shaft turn. This just demonstrates a complete lack of understanding of how the motor operates. There is no "large electrical pulse" because the motor is **not** driven by electrical pulses, but instead it is driven by the attraction of many pairs of magnets, and only a very small electrical pulse is applied to cancel the backward drag as the magnets move past. To put this in context, the powerful prototype motor built by Charles ran at 20,000 rpm and the power for the coils was supplied by an ordinary 9-volt "dry-cell" battery quite incapable of supplying heavy currents.

The motor is easily made more powerful by using a stator magnet on both side of the rotor magnet, as shown here:



There is no real limit to the power of this motor as layer after layer of magnets can be mounted on a single drive shaft as shown here:




The electrical pulses to the screening coils can be synchronised by the light from Light-Emitting Diodes mounted in the timing section, shining through holes in a timing disc attached to the drive shaft of the motor. The light falling on light-dependant resistors on the other side of the disc, provide the switching for the coil-powering electricity.

Aerial systems. We are surrounded by so much energy that a simple aerial and earth connection can draw in very large amounts of electrical power from the local environment.

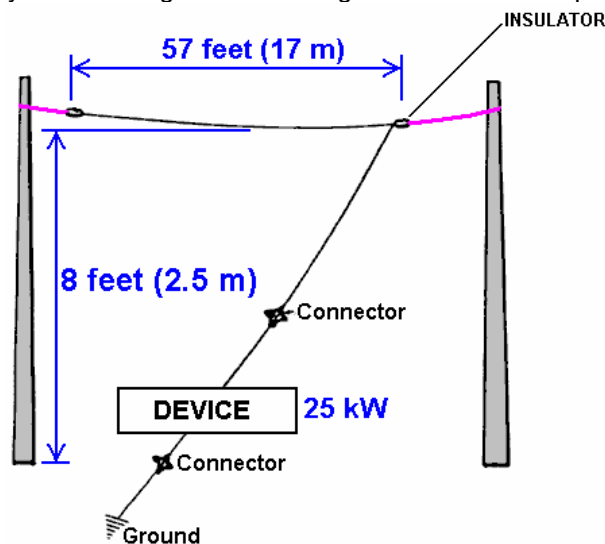


Thomas Henry Moray ran frequent public demonstrations during which he lit banks of light bulbs to show that useful amounts of energy could be drawn from the environment:



Moray's device could produce output powers up to fifty kilowatts and it had no moving parts, just a simple aerial and an earth. In spite of the frequent demonstrations, some people would not believe that this was not a hoax, so Moray invited them to choose a place and he would demonstrate the power available at any location they wanted.

They drove fifty miles out into the countryside and picked a really isolated spot away from all power lines and the very few commercial radio stations in the area. They set up a very simple aerial estimated by one observer to be just fifty seven feet long and only seven or eight feet off the ground at its lowest point:



The earth connection was an eight-foot length of gas pipe which was hammered into the ground. There is no significance in the earth connection being a gas pipe, as that was used just because it was to hand at the time. The bank of lights being powered by Moray's device, grew brighter as the gas pipe was driven further and further into the ground, providing a better and better earth connection. Moray then demonstrated that when the aerial was disconnected, the lights went out. When the aerial was connected again, the lights were lit again. He then disconnected the earth wire and the lights went out and stayed out until the earth wire was connected again. The sceptics were completely convinced by the demonstration (which is most unusual for sceptics as sceptics often refuse to accept anything which contradicts their current beliefs).

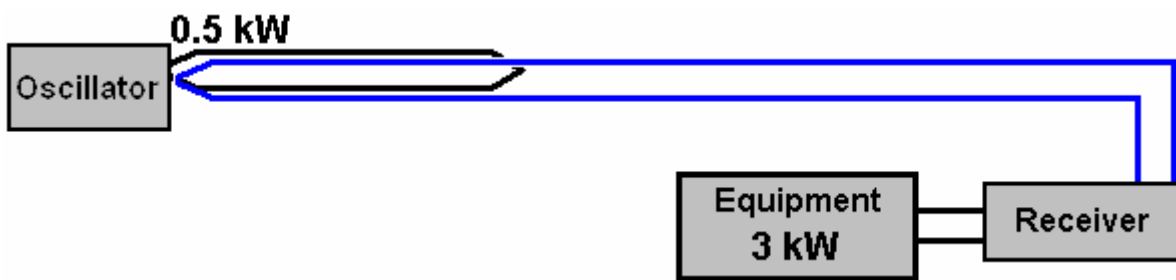
Moray's is one of several excellent and very successful devices which I can't tell you exactly how to replicate (because the details were never revealed and Moray was intimidated into silence) but the important point here is that a 57-foot aerial raised just 8-feet from the ground can provide kilowatts of electrical power at any location, if you know how to do it.

Moray's demonstrations were highly unpopular with some people and he was shot at in his car. He put bullet-proof glass in his car, so they came into his laboratory and shot at him there. They succeeded in intimidating him into stopping his demonstrations or publishing the exact details of how to replicate his aerial power system.

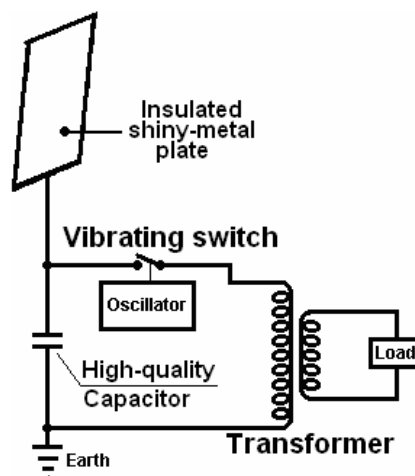
Lawrence Rayburn has developed an aerial system with one part raised thirty feet above the ground. He powers his farm with it and has measured more than 10 kilowatts being drawn from it.

Hermann Plauson has a patent which reads more like a tutorial on how to extract useful power from an aerial. He describes installations where one producing 100 kilowatts of excess power he calls a "small" system as each of his aerials can capture up to a kilowatt and he used many aerials.

Frank Prentice has a patent on an 'aerial' system where he drives a wire loop alongside a long length of wire mounted just seven or eight inches (200 mm) above the ground. His input power is 500 watts and the power drawn from the system is 3,000 watts, giving an excess of 2.5 kilowatts (COP=6):

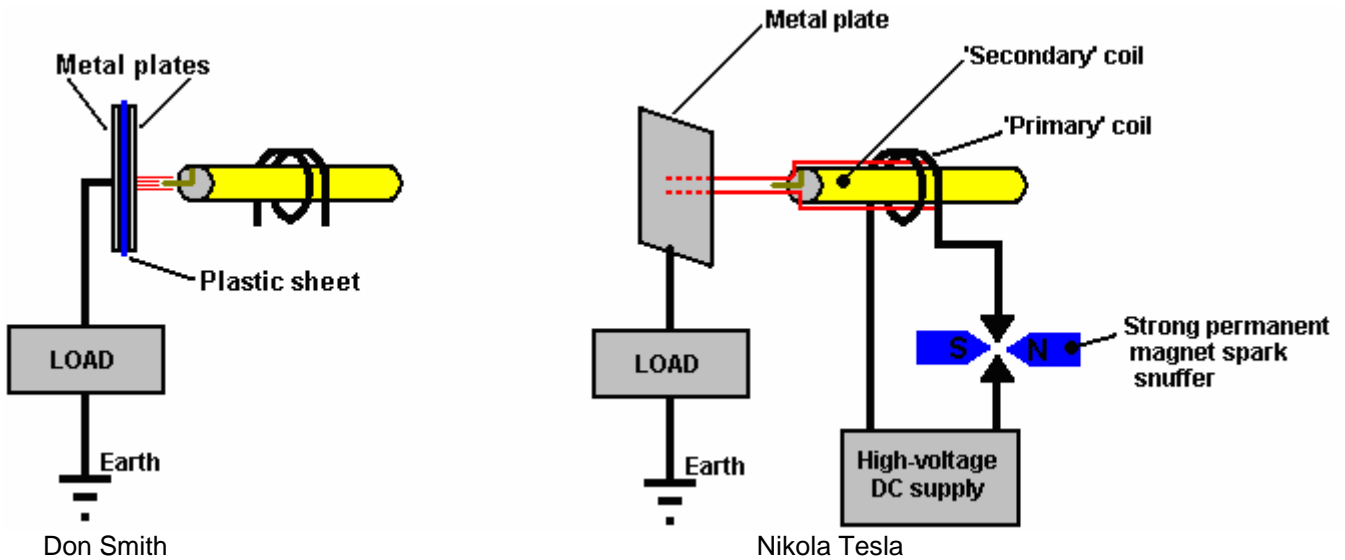


Nikola Tesla, probably the most famous person in the free-energy field, has a patent on an aerial system which uses a shiny metal plate with insulated faces as the main component of his aerial. As is common in this field, a high-quality capacitor is used to store the energy initially and then that power is pulsed through a step-down transformer which lowers the voltage and raises the current available, as shown here:



Instead of using an aerial, it is possible to use a **Tesla Coil** which produces very high currents if the primary winding is placed in the middle of the secondary winding and not at one end which is the usual configuration. With one method, Tesla directs the output on to a single metal plate and powers a load between the plate and the earth.

Don Smith demonstrates this in a video currently on YouTube. He uses a capacitor made from two metal plates with a sheet of plastic between them, instead of Tesla's insulated single plate. The load is powered between the capacitor and earth. The video shows Don using a 28-watt hand-held Tesla Coil and producing what looks like several kilowatts of power in the earth line.



Don points out that the output power is proportional to the **square** of the voltage and the **square** of the frequency: So if you double the frequency and double the voltage there will be 16 times as much output power.

Tariel Kapanadze demonstrates this in a web video of his interview for Turkish TV. It shows him making an earth connection by burying an old car radiator, and then lighting a row of light bulbs from a Tesla Coil style fuel-less device. While the commentary is not in English, the video is very informative. You will notice that this is a substantial power output coming from a device built with a very basic style of construction where bare wires are twisted together to form an electrical connection.

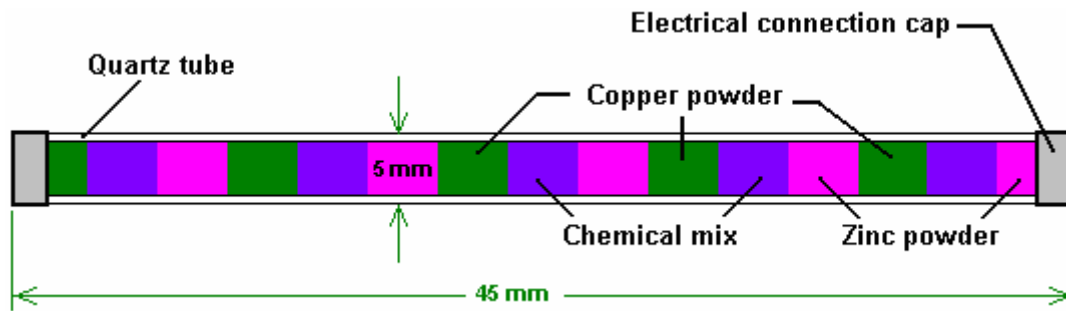
When the starting battery is removed, the equipment is held in the air to show that it is self-contained and self-powered. This is another confirmation that free-energy is all around us and ready to be taken by anyone who knows how. Tariel is seen here lighting a row of five light bulbs hanging from a broom handle placed across the backs of two chairs - not exactly a high-tech, high-cost form of construction this!



This is a picture of his circuit housing, spark gap and output transformer:

However, I can't provide you with the exact details as Tariel has never revealed how he does it and there is every indication that he never will. He says that if he told how it worked, then "you would laugh as it is so simple".

The **Colman / Seddon-Gillespie** 70-year battery. A quite different approach to getting fuel-less power was taken by Colman and Seddon-Gillespie who developed a tiny tube of harmless chemicals - copper, zinc and cadmium:

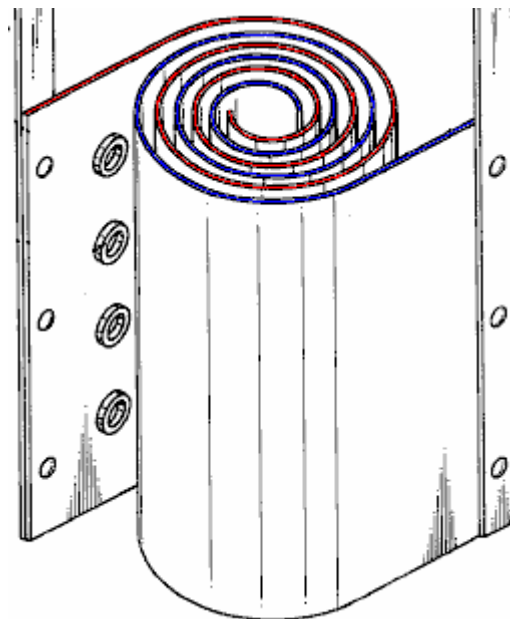


They found that if his tube was subjected to a few seconds of high-frequency electromagnetic radiation, then it became radioactive for about one hour. During that time, a kilowatt of electrical power could be drawn continuously from this tiny tube. Near the end of the hour, another burst of electromagnetic waves keeps the tube radioactive and maintains the output current. Lead shielding is used to make this a safe device to use. They have a patent on this device. The expected working life of one of these tubes is estimated as being seventy years.

Electrolysis. Michael Faraday did a really excellent job of investigating how much energy was required to change water from its liquid state into a mixture of hydrogen gas and oxygen gas. Conventional science has latched on to this information and refuses to believe that it is not the last possible word on electrolysis.

This is akin to saying that the fastest a man can propel himself over the ground is by running, and refusing to accept the fact that there might be a later invention of a bicycle which would allow a much faster human-powered speed over the ground.

This is maintained in spite of the fact that a patent has been awarded to **Shigeta Hasebe** for a different style of electrolysis, using magnets and spiral electrodes like this:



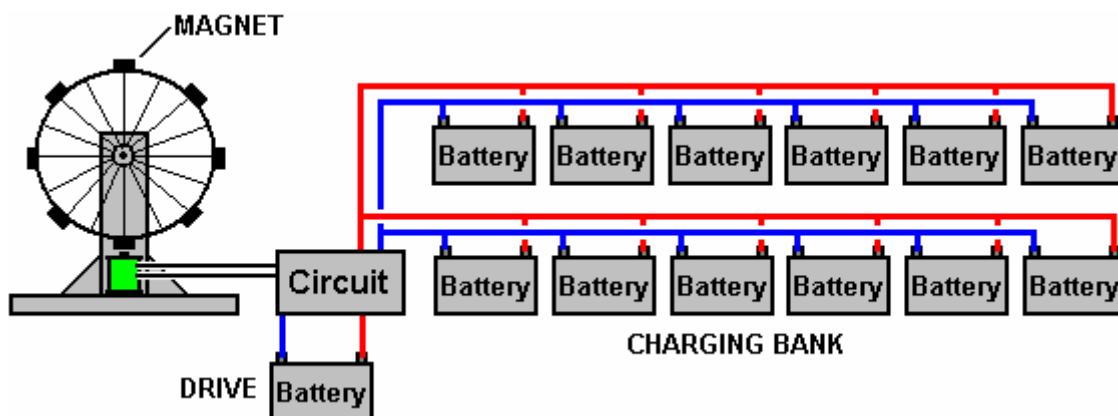
In his patent, Shigeta indicates his disappointment that his laboratory tests only showed an efficiency of ten times greater than that of Faraday while his calculations showed that he could be getting twenty times the Faraday result. The different method, along with the use of powerful magnets at the top and bottom of his electrode pairs, bypassed the limits which Faraday had established by changing the working conditions.

Stanley Meyer of the USA discovered a method of splitting water into its gas form, using very little power. Stan's work has been replicated by Dave Lawton and many other people. For example, Dr Scott Cramton has produced the "HHO" gas mix produced by the electrolysis of water, at a rate of 6 litres per minute with a power input of just 36 watts (12 volts at 3 amps). This is dramatically better than Faraday thought was possible and it allows power production through recombining that HHO gas to give water again, as the power produced is well above the amount of power needed to split the water in the first place. It should be remarked in passing, that most of the power produced when HHO is recombined into water, does not come from the hydrogen (even though in its HHO form it is typically four times more energetic than hydrogen gas), but from charged water clusters which are generated during the electrolysis process.


John Bedini of the USA has patented a system for the rapid charging of batteries with a pulsed waveform. Using banks of batteries tends to be very expensive, very space-consuming and replacement batteries are needed at frequent intervals, giving the user a disposal problem and additional cost. Batteries have the serious restriction that they get damaged and their life shortened if the rate of discharge is less than 20 hours. So a 100 Amp-Hour battery can only manage a 5 amp current (60 watts) if it is not to be damaged.

John Bedini's spike-generating system can charge several batteries at the same time. The snag is that you can't use the batteries to power equipment while they are being charged, so you need two sets of batteries. The system is easy to make and use. The best performance that I have come across is where there is thirteen times more power output than the power input.

There are several variations on John's pulser. The most common is a bicycle wheel with ferrite permanent magnets attached to the rim:



As the wheel spins, the approaching magnet generates a voltage in one winding of an electromagnet. This triggers a circuit which powers a second winding of the electromagnet. This pulse pushes the magnet away, keeping the wheel spinning. When the power to the coil is cut off, the resulting "Back EMF" voltage spike is fed to the batteries being charged. If the spike is sharp enough, it can cause an inflow of additional energy from the local environment. Interestingly, the rate at which the wheel rotates is directly proportional to the amount of charge in the batteries being charged. Here is a picture of **Ron Pugh's** high-quality construction of a Bedini pulse charger:



Conclusion:

The term "Free-Energy" generally means a method of drawing power from the local environment, without the need to burn a fuel. There are many different successful methods for doing this and these methods span many countries and many years.

The amount of power which can be collected can be very high and the few kilowatts needed to power a household is most definitely within the reach of most of the devices mentioned.

In this brief introduction, not much detail has been given about the devices mentioned and only a small selection of devices has been covered. Much more detail is available in the various chapters of this eBook

The 'bottom line' is that energy can definitely be drawn from the local environment in sufficient quantities to supply all of our needs. For whatever reason, conventional science appears determined not to accept this basic fact and denies it at every opportunity. It seems likely that vested financial interests are the root cause of this refusal to accept the facts. The true scientific method is to upgrade scientific theory in the light of observed fact and new discoveries, but the true scientific method is not being followed at the present time.

To conclude this introduction, let us consider some of the many ways which can be used to gather energy from the zero-point energy field in readiness for use in our daily tasks. Here are some of those methods:

Method	Examples
1. Using an aerial	Alexkor's aerial 100 watts, chapter 7 Herman Plauson patent 1 kilowatt from each aerial, chapter 7 Lawrence Rayburn's TREC aerial 10 kilowatts, chapter 7 Thomas Henry Moray demonstrations up to 50 kilowatts, chapter 7
2. Gravity	William Skinner – powered his workshop in 1939, chapter 4 James Kwok 250 to 1000 kilowatts, chapter 4 Mikhail Dmitriev's pushed weights, 100 watts, chapter 4
3. A spinning rotor	Teruo Kawai self-powered electric motor cycle, chapter 2 Lawrence Tseung's wheel 100 watts, chapter 2

4. Motionless circuit	Carlos Benitez 2 kilowatts, chapter 5 Lawrence Tseung's magnetic frame 100 watts, chapter 3 Richard Willis' 20 kilowatt commercial units, chapter 3 Valeri Ivanov's magnetic frame 100 watts, chapter 3 Rosemary Ainslie's heater 100 watts, chapter 5
5. Efficient magnetic transfer	Thane Heins' 1 kilowatt, chapter 3 Tewari Paramahansa's 20 kilowatts, chapter 2 Clemente Figuera's 20 kilowatt transformer, chapter 3
6. Efficient electrolysis for heating and powering generators	Dave Lawton, chapter 10 Dr Scott Cramton, chapter 10 David Taylor (4% petrol runs car engine), chapter 10 Bob Boyce, chapter 10 Selwyn Harris, chapter 10 David Quirey unmodified generator, chapter 10
7. Effective battery charging	Motionless: Lawrence Tseung's FLEET, chapter 5 Alexkor's many systems, chapter 6 Moving: John Bedini / Ron Pugh, chapter 6
8. Permanent magnets only	Muammer Yildiz's motor, 300-watts, chapter 1 Dietmar Hohl's motor, 100 watts, chapter 1 Howard Johnston's motor, 1 kilowatt, chapter 1 ShenHe Wang's generators, 1 to 100 kilowatts, chapter 1 Mini Romag / J L Naudin generator, 35 watts, chapter 13
9. Permanent magnets with electricity	Robert Adams' generator, multi kilowatt, chapter 2 Charles Flynn's motor, unlimited, chapter 1 Steven Kundel's motor, 100 watts, chapter 1 Donald Kelly's motor, 100 watts, chapter 1
10. Passive devices	Dr Oleg Gritschevitch's Toroid 1500 kilowatts, chapter 5 Bill Williams/Joe Nobel's Joe Cell, unlimited, chapter 9
11. Inertia	John Bedini's pulsed flywheel, chapter 4 James Hardy's water-jet generator, chapter 2 Chas Campbell's self-powered flywheel, chapter 4
12. Ground energy	Barbosa and Leal 169 kilowatts, COP=102.4, chapter 3 Frank Prentice 3 kilowatts, COP=6, chapter 5 Michael Emme's Earth Battery, 3 kilowatts, chapter 6
13. Radioactive	Colman / Seddon-Gillespie's 1 kilowatt, 70-year battery, chapter 3 Tesla's generator (spark gap alternative), unlimited, chapter 11
14. Isotope exchange	Meyer and Mace using isotopes of iron, 1 kilowatt, chapter 3
15. Splitting the Positive	Clemente Figuera's 5 kilowatt generator (avoids back-EMF), chapter 3
16. Magnetic Coupling	Raoul Hatem's multi-generator system, unlimited, chapter 2
17. Inert-gas motors	Josef Papp (Volvo 90 HP engine @300 HP 40 min. demo), chapter 8 Robert Britt, unlimited, chapter 8.
18. Optical amplification	Pavel Imris' optical amplifier, multiplier of 9 times, unlimited, chapter 3
19. Friction	Paul Baumann's Thestatika (Wimshurst machine), 3 kilowatts, chapter 13
20. Piezo electricity	Michael Ognyanov's semiconductor battery, 10 watts, appendix

Not included in this list:

Andrea Rossi's Cold fusion, 1 kilowatt modules,
Floyd Sweet's motionless magnetic system (COP=1.612 million at 500 watts),
Steven Mark's self-powered toroid, hundreds of watts,
Tariel Kapanadze's 1 kilowatt to 100 kilowatt generators,
Don Smith's high kilowatt designs,
Alfred Hubbard's 35 HP engine,
Richard Clem's 300 HP self-powered engine,
John Searle's flying disc and power generator,

Dan Cook's self-powered motionless generator,
Joseph Newman's motor
and many others.

As many people are not aware of the cost of running existing mains equipment, here is some indication of the current draw from the mains and from a 90% efficient 12-volt inverter running from a battery. There is a continuous current draw when an inverter is switched on, whether the inverter is powering equipment or not.

Load	220V mains	110V mains	12V inverter
100 watts	0.46 Amps	0.909 Amps	9.26 Amps
500 watts	2.27 Amps	4.55 Amps	46.3 Amps
1 kilowatt	4.55 Amps	9.09 Amps	92.6 Amps
2 kilowatts	9.09 Amps	13.64 Amps	185 Amps
3 kilowatts	13.64 Amps	18.18 Amps	278 Amps
4 kilowatts	18.18 Amps	22.73 Amps	370 Amps
5 kilowatts	22.73 Amps	45.45 Amps	463 Amps
10 kilowatts	45.45 Amps	90.91 Amps	926 Amps

People looking for free-energy generators generally have no idea what is involved. In the UK, household mains appliances have a 13-Amp fuse, limiting them to 3 kilowatts of power before the fuse burns out. House wiring is run in a ring which allows each power socket to be fed by two lengths of mains wiring, so that the current is supplied from two directions, doubling the current available at each socket. Ten kilowatts from a battery inverter would need to carry a massive 926 Amps which is far more than the starter motor current in a vehicle and that 926 Amps is more than 70 times the UK household fuse rating.

To determine how much electricity you use in a day, you list everything electrical that you use and how long you have each item on for during the day. For example, a 100-watt bulb which is on for 8 hours, uses 0.1 kilowatts multiplied by 8 hours which is a total of 0.8 kilowatt-hours (which is the 'Unit' used by power companies to charge their customers). So, if you are charged 15 pence per Unit, then that bulb being on for eight hours will cost you $0.8 \times 15 = 12$ pence during that one day.

The power rating of each item of equipment is normally shown on a plate or sticker on the back of the unit. To give you a general idea of typical power ratings, here is a list:

Light bulb: 100 watts, Kettle: 1.7 to 2.5 kilowatts, Cooker: 7 kilowatts, Hot plate: 1.2 kilowatts, Dishwasher: 2 kilowatts, Washing machine: 2.25 kilowatts maximum but during most of the cycle it is much less than that, Tumble dryer: 2 to 2.5 kilowatts, TV set : 50 to 100 watts, Radio: 10 watts, DVD player: 50 watts, Computer: 150 watts, Music system: 100 watts, Fridge/freezer: 500 watts maximum, but very little during a day as it is off most of the time, Air conditioning: anything from 1 kilowatt to perhaps 4 kilowatts, depending very much on the actual A/C unit, Fan: 50 watts.

A very effective way to determine the actual power draw of any item of household equipment is to use a cheap, mains watt-meter such as the one shown here. Equipment can be plugged into it and the watt-meter plugged into the mains. It will then tell you the actual power draw and the cumulative power 'consumption' for any item of equipment. Using it on a fridge or fridge-freezer is very informative as the cumulative reading shows the actual amount of current draw over a day, and at night, with the lower temperatures and nearly zero opening of the door, the current draw is very much lower than the peak current draw. A domestic watt-meter is low-cost as they are made in large volumes. The one shown below is a fairly typical unit.



If you manage to buy a free-energy generator, it is likely to be expensive. However, if you examine what items of household equipment are costing you the most to run, it is quite possible that a fairly small generator could make a major difference to your electricity costs.

Already on sale:

Even though the people who have been denying that free-energy is possible and suppressing inventors and inventions for more than a hundred years now, they do slip up on some things, possibly thinking that the general public are just not smart enough to see the facts. For example, portable air conditioning units are on sale and some provide heating as well as cooling. In the sales literature, the sellers state quite clearly that the heat output is substantially greater than the electrical input, typically 2.6 to 3.0 times greater. They point out very clearly that if you heat with electricity, then you can reducing your heating bills to one third by using their equipment. Here are three typical examples of this:



This is the ElectriQ “Air Cube” AC9000E with 7000 BTU capacity and in 2015 retails for £220 from www.appliancesdirect.co.uk. Intended for rooms of up to 18 square metres floor space, it uses 900 watts maximum input for cooling and 750 watts maximum input for 2 kilowatts of heating. That is three quarters of a kilowatt input for 2 kilowatts of output, so the Coefficient Of Performance which is output divided by the user’s input is 2.67 or heating bills would drop to 37.5% of what they were. This is very interesting as we are repeatedly told that COP greater than 1 is impossible and “there is no such thing as a free meal”. Fortunately, the ElectriQ company disagrees.



This is the Climachill Ltd. PAC12H (KYD32) 12000 BTU air conditioner, in 2015 retailing at £312 and when heating it has a COP of about 3.0 with a 3.5 kilowatt performance with an input just over 1 kilowatt. Climachill Ltd. Also fails to understand that “there is no such thing as a free meal” and that it is impossible to have a greater output than the input.



This is the Electrolux EXP09HN1WI retailing in 2015 at £336 and providing cooling and 2.32 kilowatt heating with a $COP=2.82$ meaning that for an output of 2.32 kilowatts, the required input is 823 watts. Supplied by many different retailers.

There are many other portable air conditioning units including much larger versions. What they all have in common is an output which is much larger than the input. The average refrigerator also has a performance nearly three times greater than the power needed to operate it.

You may disagree, but it is clear to me that if I can get 3 kilowatts of heating for 1 kilowatt of input power, then I am receiving 2 kilowatts of free-energy.

I hope that you can see from the long list of methods presented in this introduction, that there is nothing actually strange or weird about the concept of using free-energy or self-powered generators. Therefore, I invite you to examine the facts, read the information in this eBook and the additional information on the website <http://www.free-energy-info.tuks.nl/> and make up your own mind on the subject. Please note that this is not a fixed body of information and this eBook normally gets a significant upgrade on a regular basis. Consequently, I suggest that you download a new copy say, once per month in order to stay up to date with what is happening. Good luck with your research.

The “Scientists”

People who are not familiar with free-energy, sometimes wonder why free-energy generators are not on sale in the local shops and why ‘scientists’ claim that these things are not possible. There are a number of reasons. One reason is that they have been taught to consider all physical things as part of a “closed system” where all outside influences have been excluded. That is a nice idea for performing analysis but it must not be thought to have anything much to do with real systems in the real world because there is no such thing in this universe as a closed system. If you think you can make a closed system, then I would be delighted if you would tell me how. Your system would have to exclude gravity, cosmic particles, heat, light, all electromagnetic influences, magnetic effects, longitudinal waves, the zero-point energy field and everything else you can think of. So far, nobody has ever managed to construct a closed system and some experiments are carried out in deep mines in an attempt to lower some of the effects which we just cannot block. So, while a “closed system” is a nice idea, you will never encounter one.

Another reason is that scientists not only are not aware of current technology, but they are not even aware that they don't know the relevant facts. It seems to be a strange feature of people who have received a university degree, that they are smarter than other people, when in fact, all that the degree shows is that they have sat through long periods listening to what the professors have to say, and the professors are frequently wrong and the graduates have been misled (and that is not a case of 'sour grapes' as I have more letters after my name than are in my name, and I assure you that university graduates can be lacking a great deal of factual information). For example, 'scientific experts' have performed calculations and say that the laws of physics shows that an electrical generator cannot be run on the gas mix which is produced from water when electricity is passed through it. This is a typical conclusion which is totally wrong considering that people in isolated areas have been getting their daily electricity from generators whose only fuel appears to be water. Let's examine their approach.

1. They say that water consists of two molecules of Hydrogen and one molecule of Oxygen. That is nearly right, and fish should be very thankful that they are not completely right. They then say that the amount of current needed for splitting water into a gas mix is shown by Faraday's experiments. What they are not aware of is that Bob Boyce, Stan Meyer and Shigeta Hasebe have each produced ten times the Faraday results and each using completely different methods. A factor of 10 in a calculation makes a major difference.

2. They then calculate the energy produced when hydrogen is burnt. That is a major mistake as the gas produced by electrolysis of water is not hydrogen but instead is a mixture of highly charged single hydrogen atoms and highly charged single oxygen atoms. That mix is generally called "HHO" and has a recombination energy which is usually four or five times greater than hydrogen gas. HHO is so active and energetic that compressing it to a pressure over 15 pounds per square inch ("15 psi") causes it to ignite spontaneously. This means that the 'scientific' calculations are already low by a factor of at least 40.

3. They are not aware that if a fine spray of cold water droplets or 'mist' is added to the incoming air, that the water converts to flash-steam on ignition of the HHO, producing high pressure inside the cylinder of the generator and causing the generator to act as an internal combustion steam engine.

As a result of these details, the 'scientific' calculations which show that a generator cannot be self-powered are completely wrong, as are many of the 'scientific' pronouncements made by ignorant 'scientists'.

However, moving on, probably the most important reason for the rubbish spouted by scientists and university researchers is a human problem. Universities have to maintain their standing and prestige by constantly publishing research papers. Those research papers are produced as the result of research work done by graduates under the guidance of a professor. That work costs money which is provided by rich people as 'grants'. The rich people are normally rich because they have a lucrative business, and they can bring pressure to bear on the Professor, not to allow any research which would compete with their existing business profits. That way, the output from the main universities is controlled and if any honest researcher is not willing to go along with what is being said, then that researcher is blacklisted and even ridiculed by his former colleagues, and he finds it impossible to get any further research position anywhere. Scientific information has been suppressed for more than a hundred years now.

So, the result of these things is that the straightforward reality of free-energy devices is denied (tongue in cheek generally) by scientists who don't want to be blacklisted and who are fully aware that what they are stating is actually lies. The internet is making things difficult for them, but they are still doing a fine job of fooling most of the people for most of the time, banking on a general lack of knowledge by the public.

Patrick Kelly

<http://www.free-energy-info.com>

<http://www.free-energy-info.co.uk>

<http://www.free-energy-devices.com>

<http://www.free-energy-info.tuks.nl>